



## KNOB tri-proof lamps

### TPK-020/040/050/060-AH-ZYY



### Description:

KNOB series tri-proof lamps are designed for application sites where waterproof, dustproof and mild corrosion prevention lighting is required such as warehouse, parking lots, foodstuffs factory, dust plant and refrigeratory and other sites. The main body and end cover adopts PC materials. With high temperature, the product may be used in application environment with mild corrosion prevention. It is superior to common tri-proof lamps. The optical-electric separation design makes the LED service life reach 60,000 hours.

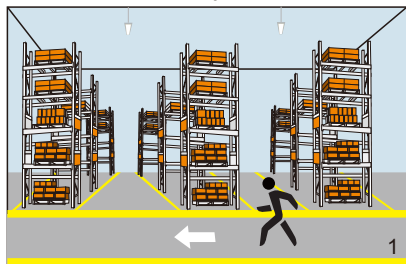
### Features:

1. The rotary end cover facilitates to open for wiring and saves more than half of the installation time.
2. With press type terminals, wiring is performed without use of tools.
3. No buckles, beautiful appearance;
4. High transparent cover, high lighting effect, giving out even and soft light. 100LM /W and 130LM /W for selection.
5. PC materials for the whole lamp, high impact resistance, IK09;
6. Extrusion design for the lamp body, higher waterproof performance, IP65.
7. Use environment temperature: -40°C - 40°C(normal series), -25°C - 35°C(sensing series);
8. Two installation modes for selection: ceiling holder and suspension rope.
9. Corrosion-proof grade: mild corrosion prevention.

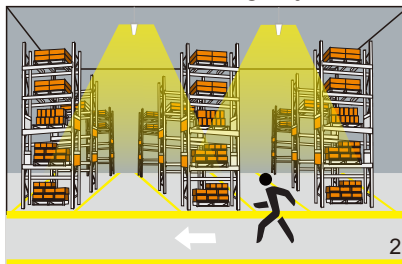


## Sensing series introduction

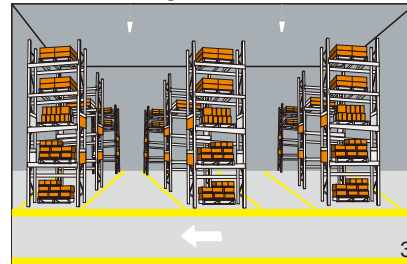
Those KNOB lamps that built-in sensor can detect moving objects and environment brightness.



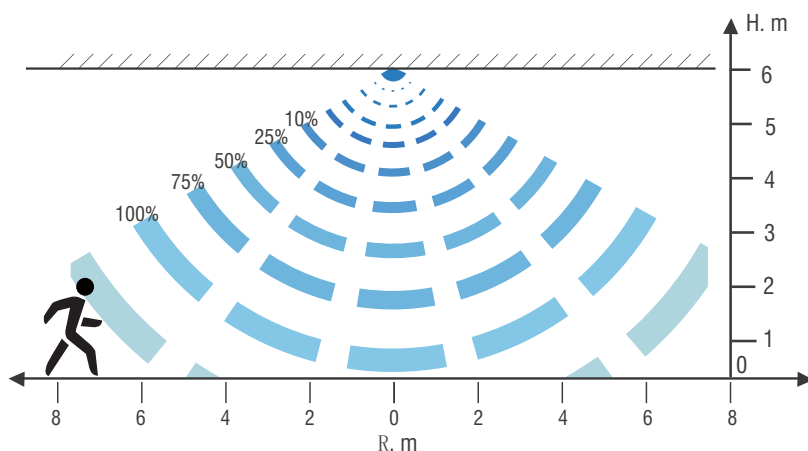
The lamp keeps off in the daytime.



In the evening, if there is moving object around, the lamp switch on.



No moving object around, 5 minutes later the lamp switch off.



Standby power	<0.5W
Microwave frequency	5.8GHz 75MHz
Microwave power	<1mW
Mounting height	Max.6m
Detection range	Max.14m

## Remote controller introduction

All control parameters are set via a remote controller. the remote controller need to be bought separately.  
Model of remote controller: HD02R

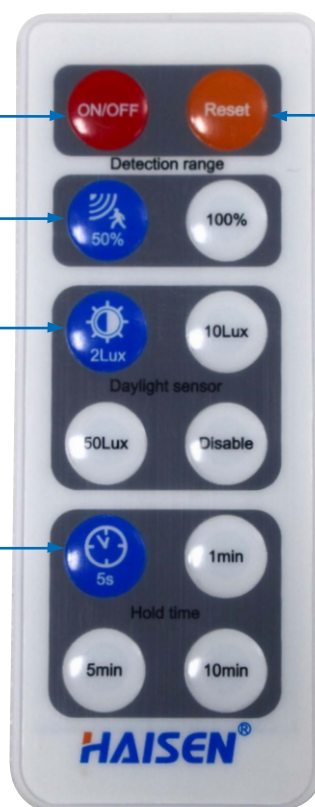
To set the lamp keeps permanently on or off, press "reset" to quit from this mode.

The detection Range will also reduce to sensitivity.

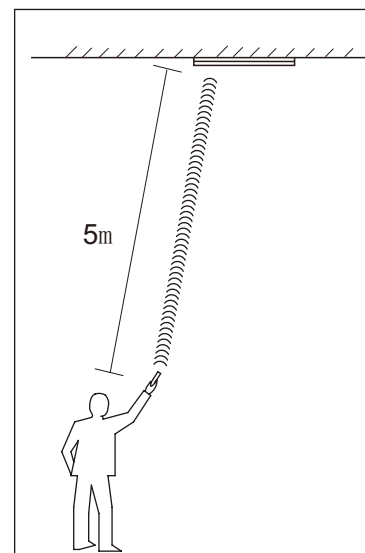
The sensor can be set to only allow the lamp to illuminate below a defined ambient brightness threshold.

\*When set to Disable mode, the lamp switch on when motion is detected regardless of ambient light levels.

Refers to the time period the lamp remains at 100% illumination after no motion detected.



All the setting will be just initial:  
Detection range: 100%  
Daylight sensor: Disable  
Hold time: 5S





## Technical parameters:

MODEL	CCT	COLOR	lumen(lm) (±10%)	Beam angle	LED type	Voltage(V)	Power(W) (±10%)	Current(A)	CRI	PF
TPK-020-AH-W-01/S01	5500-6500K	White	1890	120°	SMD2835	AC220-240V 50/60Hz	20	0.12A	≥80	≥0.9/0.8
TPK-020-AH-NW-01/S01	3800-4200K	Neutral White	1860							
TPK-020-AH-WW-01/S01	2700-3200K	Warm White	1800							
TPK-040-AH-W-01/S01	5500-6500K	White	3960	120°	SMD2835	AC220-240V 50/60Hz	40	0.25A	≥80	≥0.9/0.85
TPK-040-AH-NW-01/S01	3800-4200K	Neutral White	3800							
TPK-040-AH-WW-01/S01	2700-3200K	Warm White	3680							
TPK-050-AH-W-01/S01	5500-6500K	White	5100	120°	SMD2835	AC220-240V 50/60Hz	50	0.30A	≥80	≥0.9/0.9
TPK-050-AH-NW-01/S01	3800-4200K	Neutral White	5000							
TPK-050-AH-WW-01/S01	2700-3200K	Warm White	4750							
TPK-060-AH-W-01/S01	5500-6500K	White	6240	120°	SMD2835	AC220-240V 50/60Hz	60	0.35A	≥80	≥0.9/0.9
TPK-060-AH-NW-01/S01	3800-4200K	Neutral White	6000							
TPK-060-AH-WW-01/S01	2700-3200K	Warm White	5700							
TPK-020-AH-W-H01/SH01	5500-6500K	White	2600	120°	SMD2835	AC220-240V 50/60Hz	20	0.12A	≥80	≥0.9/0.8
TPK-020-AH-NW-H01/SH01	3800-4200K	Neutral White	2500							
TPK-020-AH-WW-H01/SH01	2700-3200K	Warm White	2400							
TPK-040-AH-W-H01/SH01	5500-6500K	White	5440	120°	SMD2835	AC220-240V 50/60Hz	40	0.25A	≥80	≥0.9/0.85
TPK-040-AH-NW-H01/SH01	3800-4200K	Neutral White	5360							
TPK-040-AH-WW-H01/SH01	2700-3200K	Warm White	5120							
TPK-050-AH-W-H01/SH01	5500-6500K	White	6800	120°	SMD2835	AC220-240V 50/60Hz	50	0.30A	≥80	≥0.9/0.9
TPK-050-AH-NW-H01/SH01	3800-4200K	Neutral White	6700							
TPK-050-AH-WW-H01/SH01	2700-3200K	Warm White	6400							
TPK-060-AH-W-H01/SH01	5500-6500K	White	8160	120°	SMD2835	AC220-240V 50/60Hz	60	0.35A	≥80	≥0.9/0.9
TPK-060-AH-NW-H01/SH01	3800-4200K	Neutral White	8040							
TPK-060-AH-WW-H01/SH01	2700-3200K	Warm White	7680							

01/S01=Milky lamp shade series/Milky lamp shade with sensor series

H01/SH01=High output series/High output with sensor series

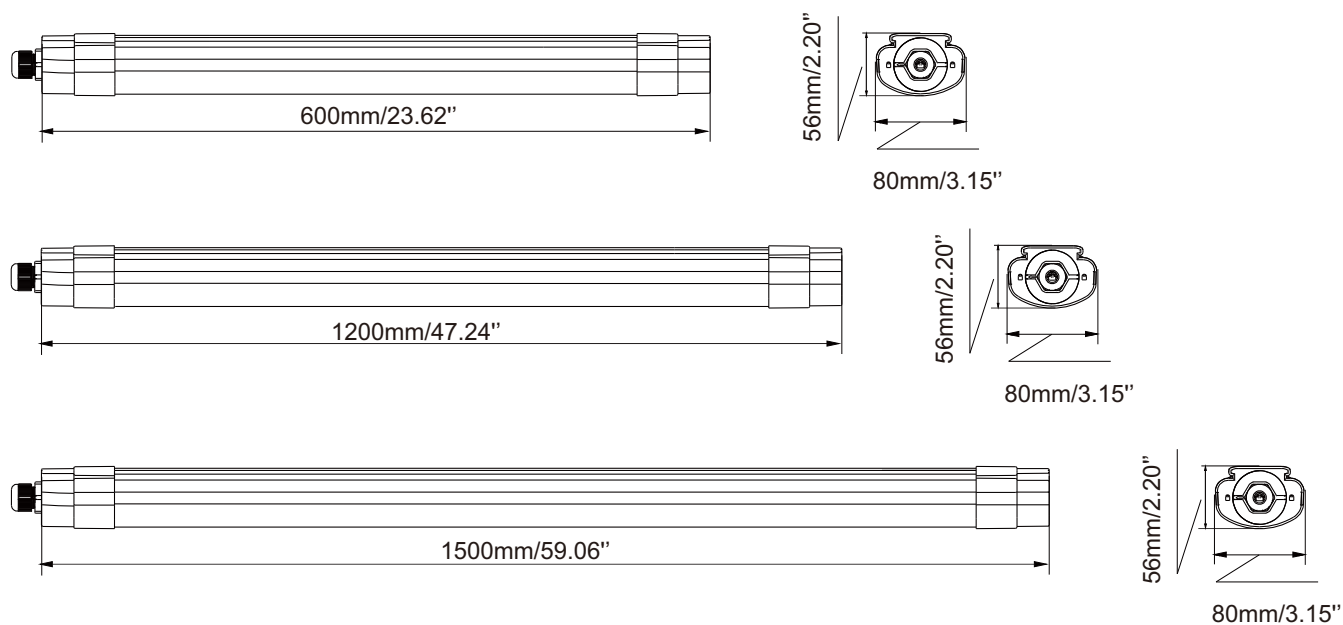
## Application:

Tri-proof lamp may be used in warehouse, parking lot, foodstuffs factory, dust plant and refrigeratory and other sites.



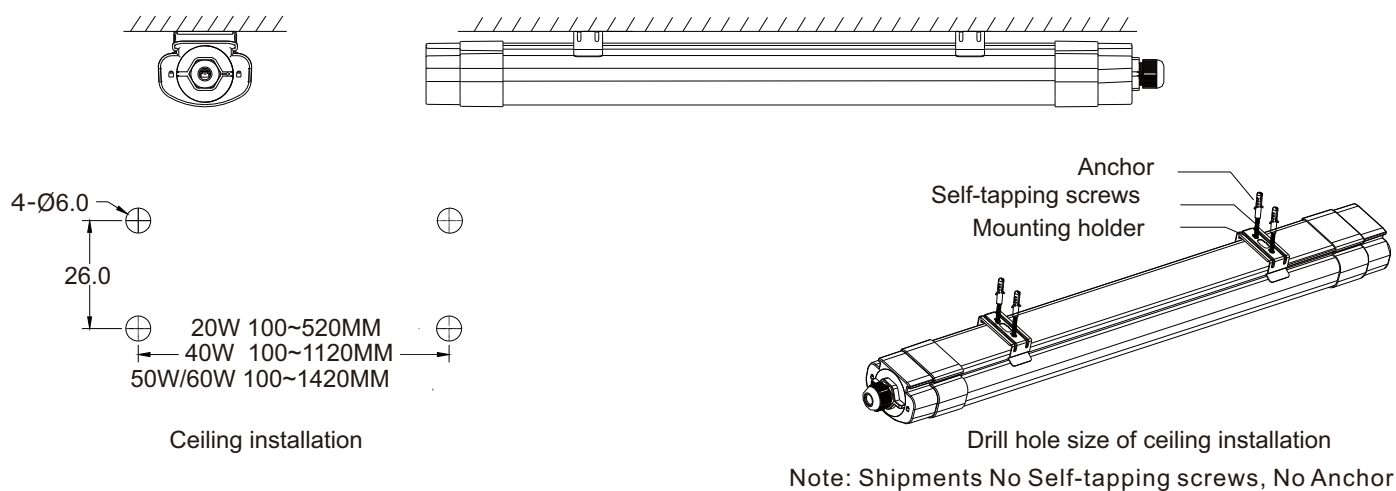


## Dimensions(Unit:mm/inch):

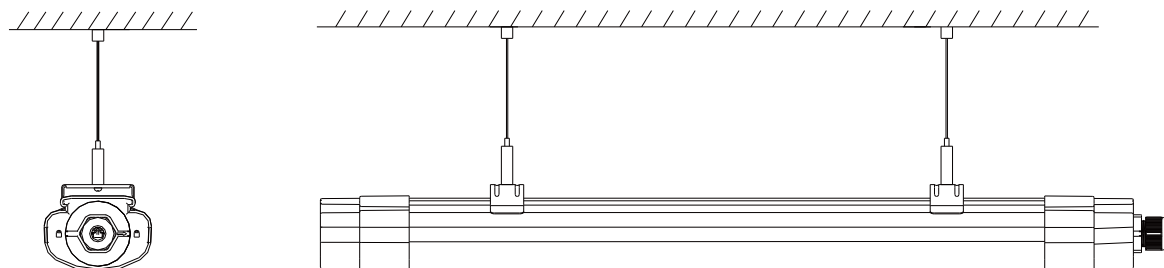


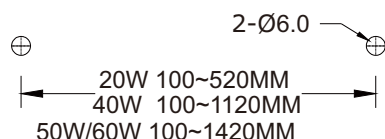
## Installation drawings:

### Ceiling installation A

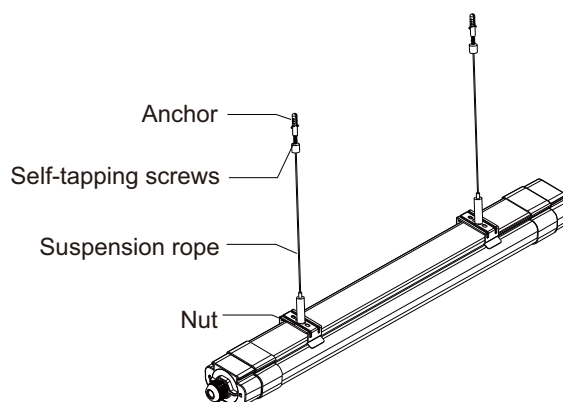


### Ceiling installation B





Drill hole size of suspension installation



Suspension installation

## Product packaging information:

Size	Inner packing size	Carton size	Net weight	Gross weight	Quantity
0.6M	20W: 645*95*70mm	20W: 660*300*230mm	0.40Kg	0.70Kg	9pcs/Carton
1.2M	40W: 1245*95*70mm	40W: 1260*300*230mm	0.70Kg	1.10Kg	9pcs/Carton
1.5M	50W 60W: 1545*95*70mm	50W.60W: 1560*300*230mm	0.80Kg	1.30kg	9pcs/Carton

## Installation requirement:

- 1.Cut off the power supply first before installation;
- 2.Thread the input cable through the waterproof joint, and then connect the input wire end with the terminal to ensure reliable contact;
- 3.Tighten the rotary knob holder;
- 4.When ceiling installation is selected, fix the ceiling holder on the installation surface through self-tapping screws and flat washers,Then clip the lamp body into the holder directly;
- 5.When suspension installation is selected, please fix the steel wire on the installation surface,Fix the wire fasteners on the holder with nuts,Then clip the lamp body into the holder directly,Adjust the steel wire length at last.

## ! Notice

- 1.Please read the product specification carefully first to confirm that the use environment complies with the condition on the specification before it is used;
- 2.Please confirm the input voltage and frequency before use;
- 3.The lamp must be installed by professional personnel;
- 4.The product with damaged power cord and casing will be regarded as disqualified products and should not be used;
5. Dangerous high voltage, Non professional personnel should not repair;
6. The damaged external soft cable or wire of the lamp should be replaced by manufacturer or service agent or personnel with similar qualification to avoid danger;



7. When connect wire of AC, the terminal shouldn't press to external skin to ensure good contact;
8. Don't allow water to enter the inside at installation;
9. The corrosion of use environment should not exceed provisions of the stipulated anti-corrosion grade in the specification, If there are special requirements, please contact our company;
10. Unable to use it outdoors.